



BanyanGold | *& Silver*

YUKON'S NEXT GOLD MINE

TSX
Venture50
2026

Corporate Presentation
April 20, 2026

TSXV:BYN | OTCQB:BYAGF | FRANKFURT:BAJ

FORWARD LOOKING STATEMENTS

This presentation contains forward-looking information, which is not comprised of historical facts and is based upon the Company's current internal expectations, estimates, projections, assumptions and beliefs. Such information can generally be identified by the use of forwarding-looking wording such as "may", "will", "expect", "estimate", "anticipate", "intend(s)", "believe", "potential" and "continue" or the negative thereof or similar variations. Forward looking information in this presentation includes, but is not limited to, the Company's plans for future metallurgical test work; potential future economic studies, potential future advancement and optimization of processing flow sheets, and statements regarding process flow sheet expectations; plans for exploration; **targeting 5M oz above 1 g/t - this is a potential quantity and grade that is conceptual in nature there has been insufficient exploration to define a mineral resource of this amount and that it is uncertain if further exploration will result in the target being delineated as a mineral resource**; and statements regarding exploration expectations, prospectivity of the Company's property interests, mineral resource estimates; mineral recoveries and anticipated mining costs

Factors that could cause actual results to differ materially from such forward-looking information include uncertainties inherent in resource estimates, continuity and extent of mineralization, capital and operating costs varying significantly from estimates, the preliminary nature of metallurgical test results, delays in obtaining or failures to obtain required governmental, environmental or other project approvals, political risks, uncertainties relating to the estimation of mineral resources and the availability and costs of financing needed in the future, changes in equity markets, inflation, changes in exchange rates, fluctuations in commodity prices, availability of funding, and the other risks involved in the mineral exploration and development industry, enhanced risks inherent to conducting business in any jurisdiction, and risk of earning the final 25% earn-in on the properties and those risks set out in Banyan's public documents filed on SEDAR+. Although Banyan believes that the assumptions and factors used in preparing the forward-looking information in this news release are reasonable, undue reliance should not be placed on such information, which only applies as of the date of this news release, and no assurance can be given that such events will occur in the disclosed time frames or at all. Banyan disclaims any intention or obligation to update or revise any forward-looking information, whether as a result of new information, future events or otherwise, other than as required by law.

Cautionary Note to U.S. Investors Concerning Estimates of Measured, Indicated and Inferred Resources: This presentation uses the terms "Measured", "Indicated" and "Inferred" Resources. U.S. investors are advised that while such terms are recognized and required by Canadian regulations, the Securities and Exchange Commission does not recognize them. "Inferred Resources" have a great amount of uncertainty as to their existence, and great uncertainty as to their economic and legal feasibility. It cannot be assumed that all or any part of an inferred resource will ever be upgraded to a higher category. Under Canadian rules, estimates of Inferred Resources may not form the basis of feasibility or other economic studies. U.S. investors are cautioned not to assume that all or any part of an Inferred Mineral Resource exists or is economically or legally mineable.

Qualified Person:

Duncan Mackay, P.Geol., Banyan's Vice President Exploration, is a "qualified person" within the meaning of such term as set forth in National Instrument 43-101 of the Canadian Securities Administrators, has verified and supervised the preparation of all of the scientific and technical information contained in this presentation.

LAND ACKNOWLEDGEMENT

Banyan Gold respectfully acknowledges that our offices and projects are located on the Traditional Territories of several Indigenous Peoples and First Nations.

The AurMac Project, our primary project, is located in the **First Nation of Na-Cho Nyäk Dun** Traditional Territory. The Hyland Project is located in the Kaska Nations Territory, with Liard First Nation and Lower Post.

Our Vancouver office is located traditional lands of the Musqueam, Squamish, and Tsleilwaututh First Nations. Our Whitehorse Offices are located in the traditional Territory of the Kwanlin Dunn and Ta'an Kwach'an First Nations.

Banyan is committed to environmental stewardship, sustainable development, advancing the principles of reconciliation, and shared generational prosperity for First Nations and communities.



TSXV:BYN | OTCQB:BYAGF

WHY BANYAN

2.27 M oz Au

at 0.63 g/t Indicated Mineral Resource

5.45 M oz Au

at 0.60 g/t Inferred Mineral Resource

AIRSTRIP Deposit

INDICATED: 611,000 oz. Au at 0.69 g/t at 0.30 g/t Au cutoff

INFERRED: 245,000 oz. Au at 0.75 g/t at 0.30 g/t Au cutoff

POWERLINE Deposit

INDICATED: 1,663,000 oz. Au at 0.61 g/t at 0.30 g/t Au cutoff

INFERRED: 5,453,000 oz. Au at 0.60 g/t at 0.30 g/t Au cutoff

Reference: effective June 28, 2025, prepared Marc Jurras P.Eng, M.A.Sc., 0.30 g/t cut-off grade, US\$/CAN\$ exchange rate of 0.73 and constrained within an open-pit shell optimized with the Lerchs-Grossman algorithm to constrain the Mineral Resources. 43-101 Technical report filed on SEDAR+ August 20, 2025.

UNDERVALUED VS. PEERS → CLEAR RE-RATING POTENTIAL



PROVEN MANAGEMENT TEAM

Positioned for the gold & silver M&A cycle



GENERATIONAL SCALE OPPORTUNITY

+7 Moz established gold resource – Tier 1 Jurisdiction
Significant Upside Exploration Potential



HIGH GRADE CORE - GOLD & SILVER

5 Moz targeted >1 g/t for initial mining, high-grade starter pits



STRONG TREASURY & SHAREHOLDER BASE

Exploration & Development Financed through 2027



INFRASTRUCTURE ADVANTAGE

Year-round road access, communications, grid connectivity

YUKON

LEGEND

- TOMBSTONE GOLD BELT
- SELWYN BASIN



EVOLVING 25M+ oz DISTRICT

Underexplored Tombstone Gold Belt

- JURISDICTION ADVANTAGES:
- Existing Roads and Power Infrastructure
 - Established Permitting Process

+25M AU EQ WITHIN IMMEDIATE DISTRICT

TSX Venture50 2026



[VIDEO](#)

INFRASTRUCTURE AND TOPOGRAPHY SET BANYAN APART

✓ **ELECTRICITY**

- 138 kVa line, energized to 69 kVa - substation
- 40 km to Mayo hydro dam and Grid connected to Yukon Grid

- BC – Yukon Power Grid connection is on Federal Government Priority Projects list
- Potential to sell back into grid (solar/LNG)

✓ **YEAR-ROUND ROADS**

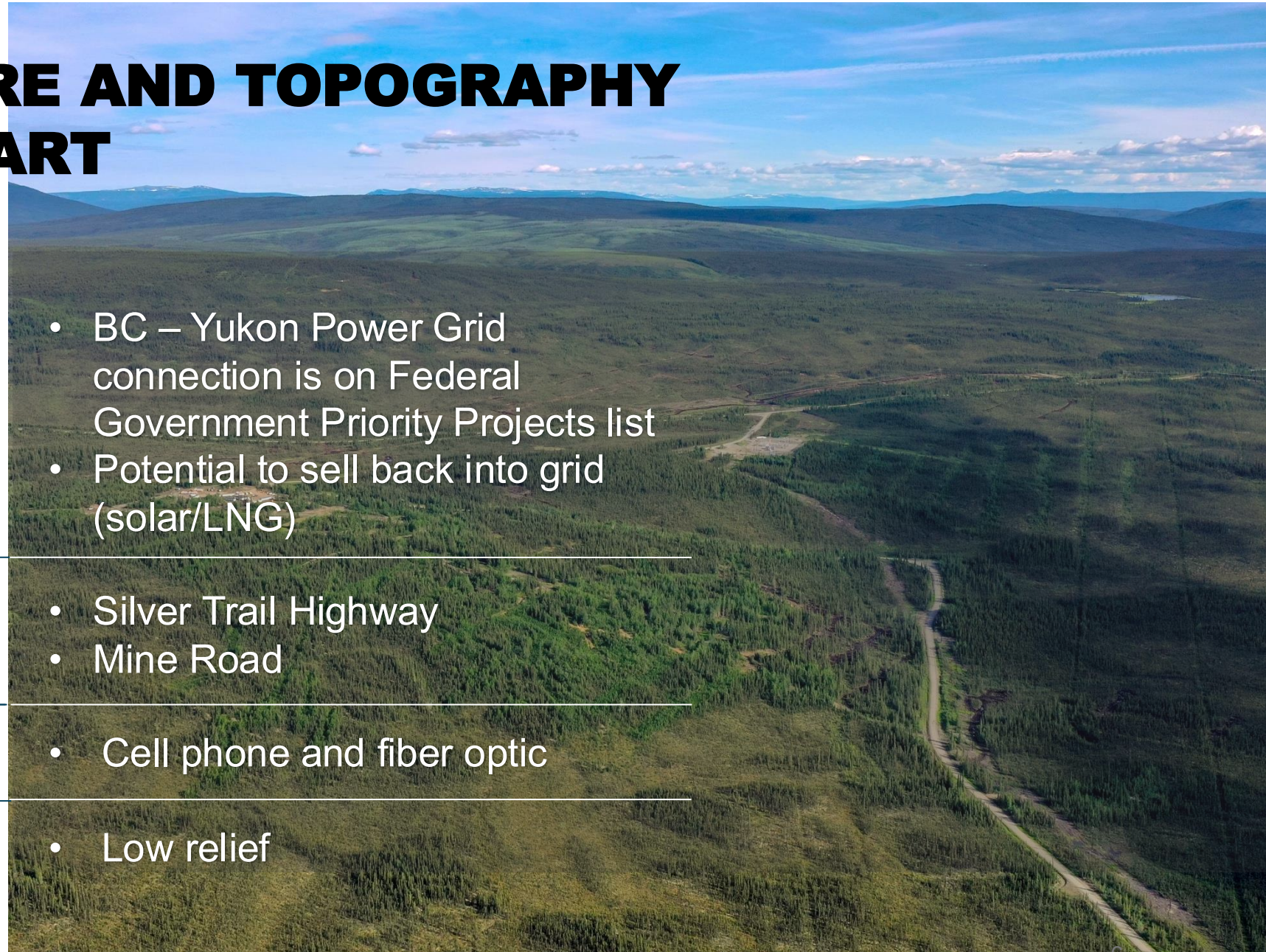
- Silver Trail Highway
- Mine Road

✓ **COMMUNICATIONS**

- Cell phone and fiber optic

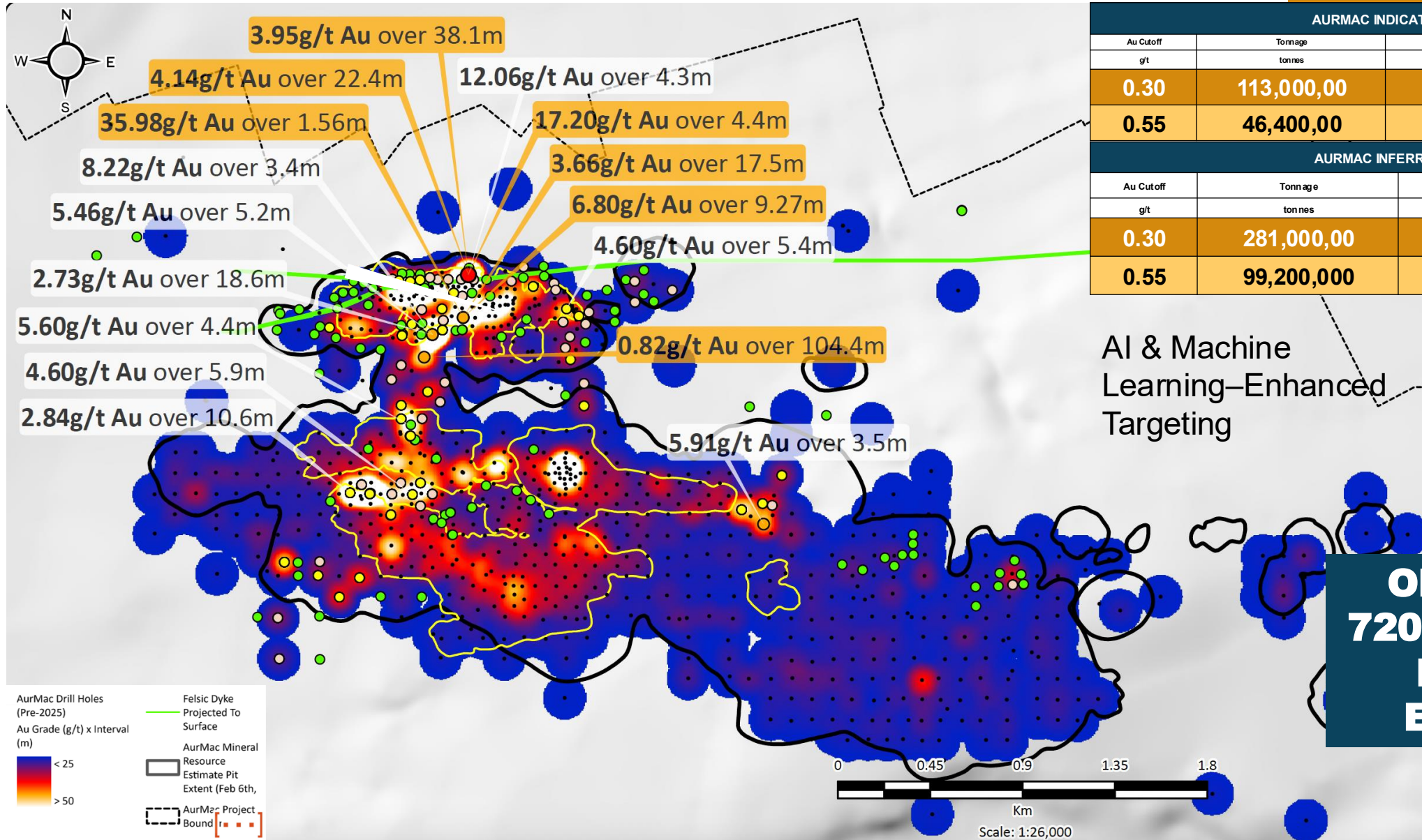
✓ **TOPOGRAPHY**

- Low relief



2025 DRILLING – EXPANDING HIGH GRADE

TSXV:BYN | OTCQB:BYAGF



AURMAC INDICATED MRE			
Au Cutoff	Tonnage	Au Grade	Au Content
g/t	tonnes	g/t	oz
0.30	113,000,00	0.63	2,270,000
0.55	46,400,00	0.95	1,420,000

AURMAC INFERRED MRE			
Au Cutoff	Tonnage	Au Grade	Au Content
g/t	tonnes	g/t	oz
0.30	281,000,00	0.60	5,450,000
0.55	99,200,000	0.98	3,130,000

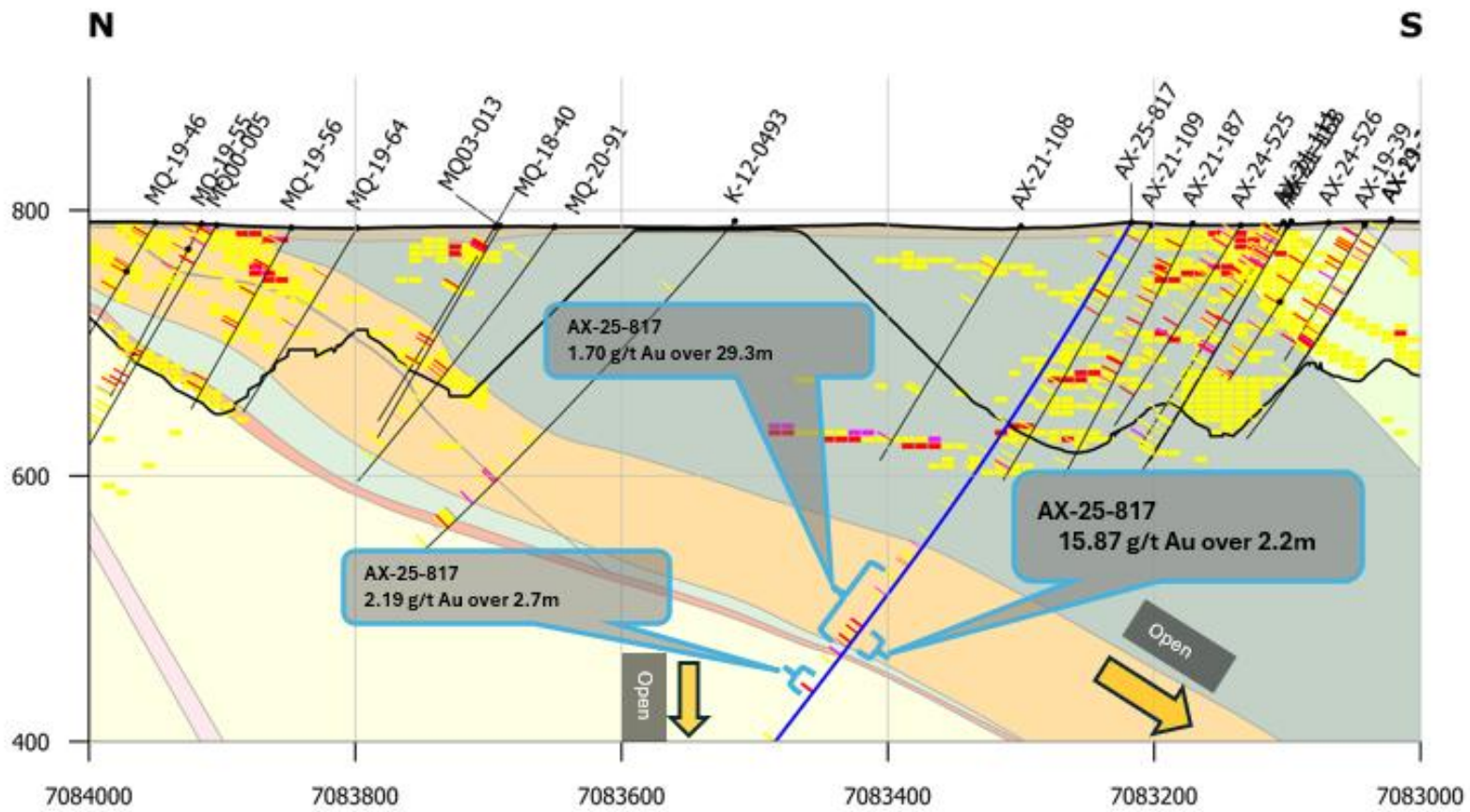
AI & Machine Learning-Enhanced Targeting

ONLY 2% OF 720 sq km LAND PACKAGE EXPLORED

2025 DRILLING – DEPOSITS OPEN IN ALL DIRECTIONS



TSXV:BYN | OTCQB:BYAGF



Scale: 1:5,000
Vertical exaggeration: 1x
0m 100m

Location
N: 467350, 7084100
S: 467350, 7083100

- ✓ **High-grade skarn at depth, potentially closer to deep magmatic source**
- ✓ **Deposit open at depth, between deposits and below Airstrip horizons**

Legend

Au_ppm_Final

Grey	< 0.3
Yellow	< 1
Red	< 2
Purple	≥ 2

AurMac Stratigraphy

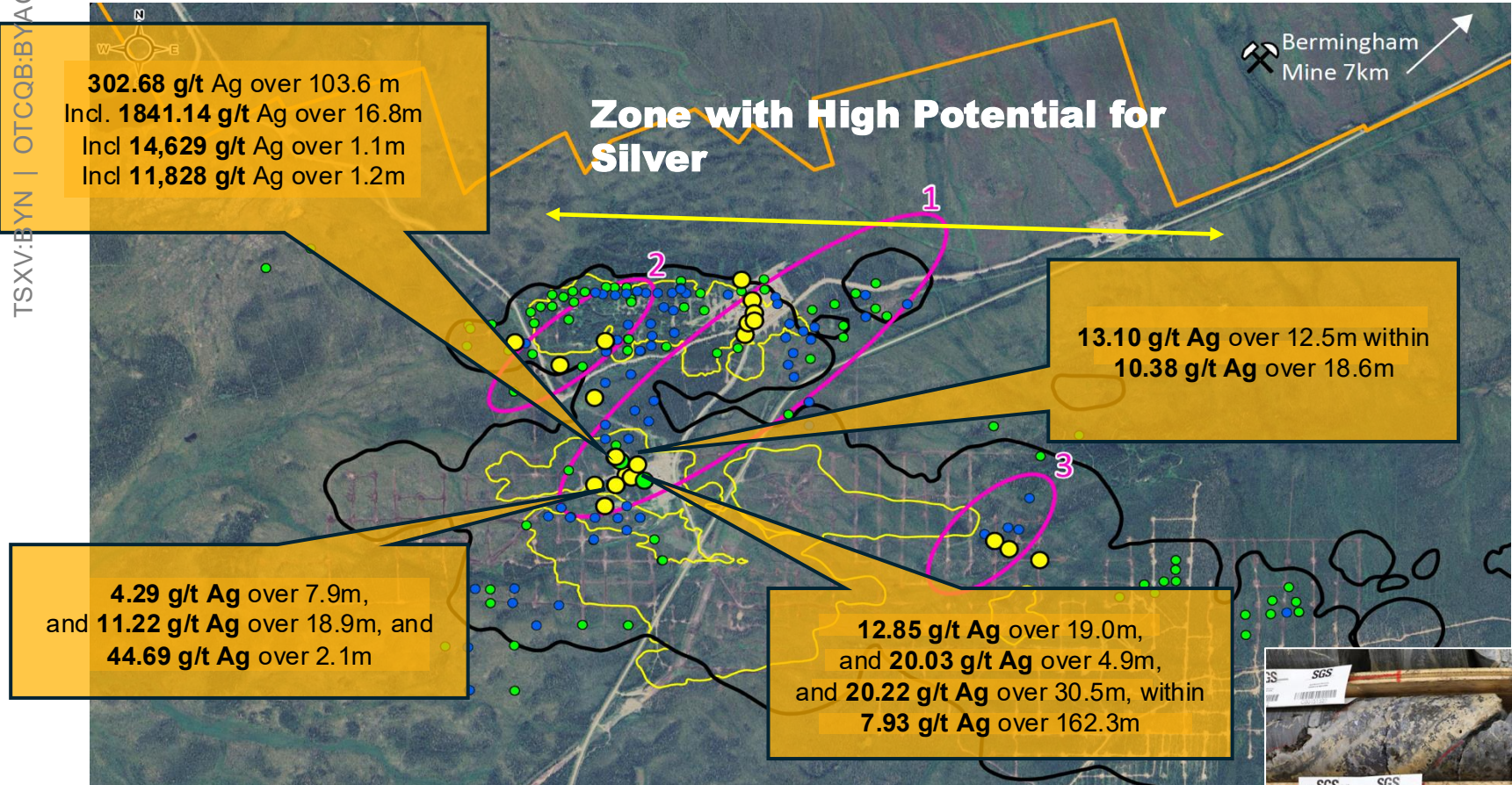
Orange	CAL1
Red	CAL2
Grey	CLSR4
Dark Green	CLSR5
Light Green	CSCH1
Light Green	CSCH3
Pink	DYKE1
Red	DYKE3
Light Green	GSCH2
Brown	OVB
Light Green	QTZT

— \$2050/oz Au - Pit

BEYOND GOLD - STRIKING SILVER

High-grade “Keno-style” silver mineralization intersected at AurMac

TSXV:BYN | OTCQB:BYAGF



AX-21-142

- 14,299 g/t Ag over 1.1 m
- 11,828 g/t Ag over 1.2m
- 1841.14 g/t Ag over 16.8m

AX-25-803

- 10,734 g/t Ag over 1.7m

- ✓ Suitable Existing Mill – 7km down the road
- ✓ Crosscuts Powerline & Airstrip Deposit

- ✓ **6 CONFIRMED KENO-STYLE VEINS**
- ✓ **Potential to expand high grade mineralization in each vein**



VERY HIGH-GRADE VEIN - AG 1

Hole 803 is 80 from hole 142, intersected AG 1 within 20 m AX-25-803:

5,625 g/t Ag over 3.4m

Within 1,841 g/t Ag over 10.4m with very high-grade interval of 10,734 g/t Ag over 1.7m

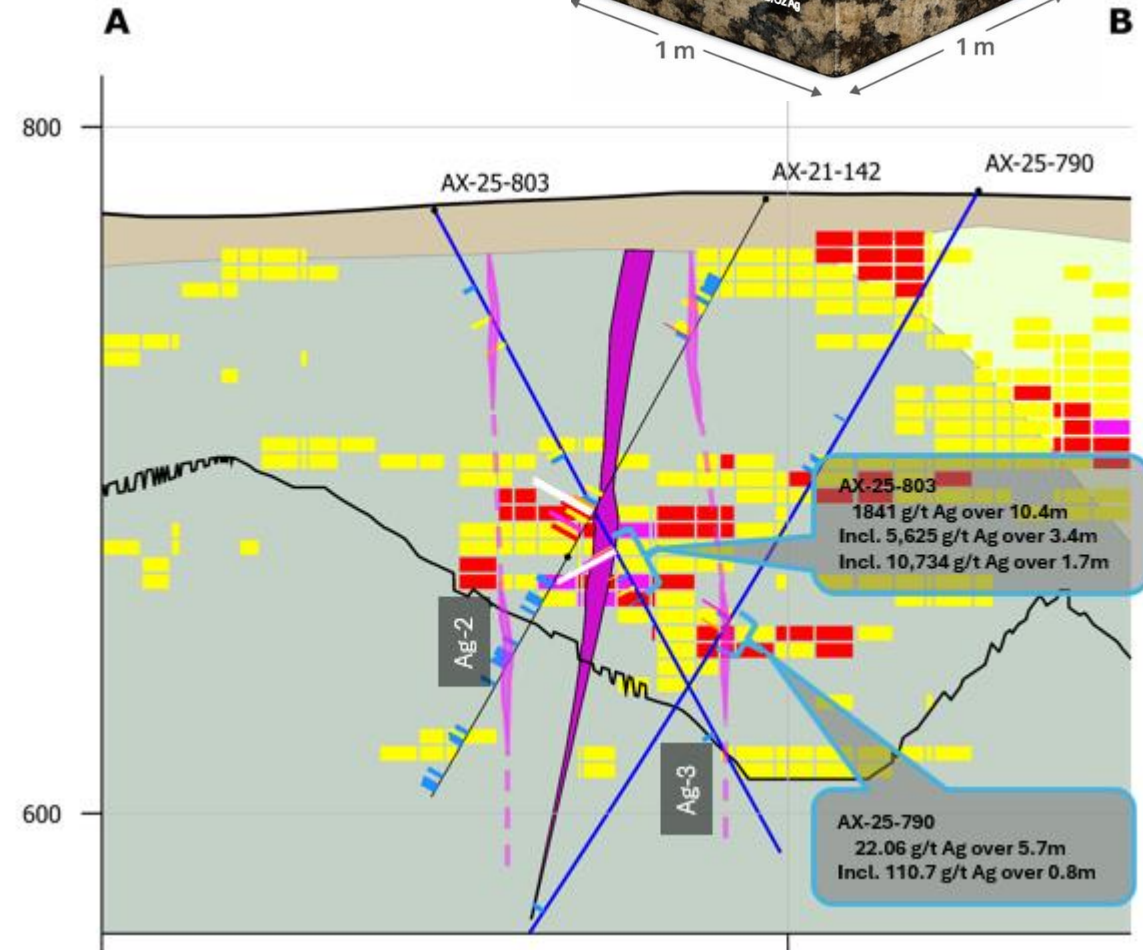
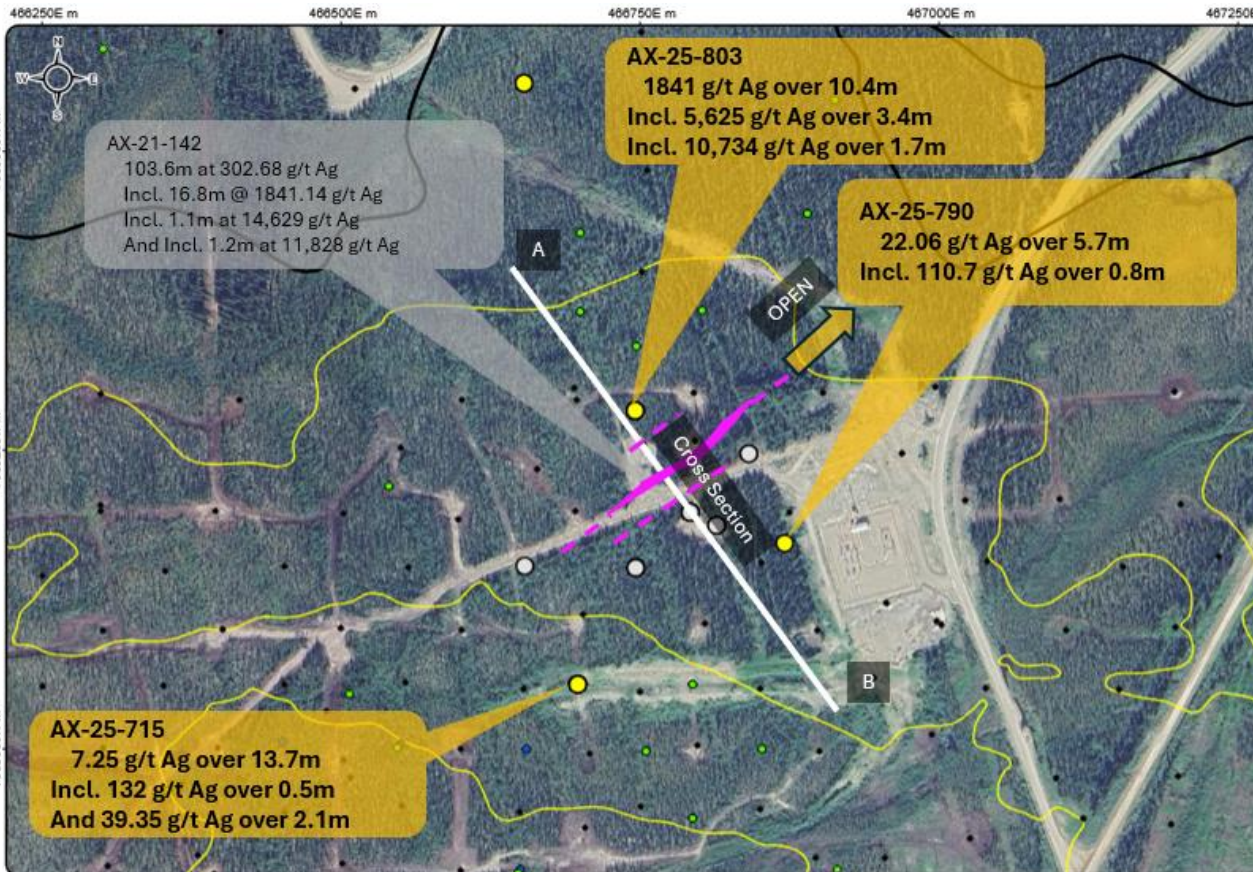

1 x 1 x 1m cube

~C\$165,000

value

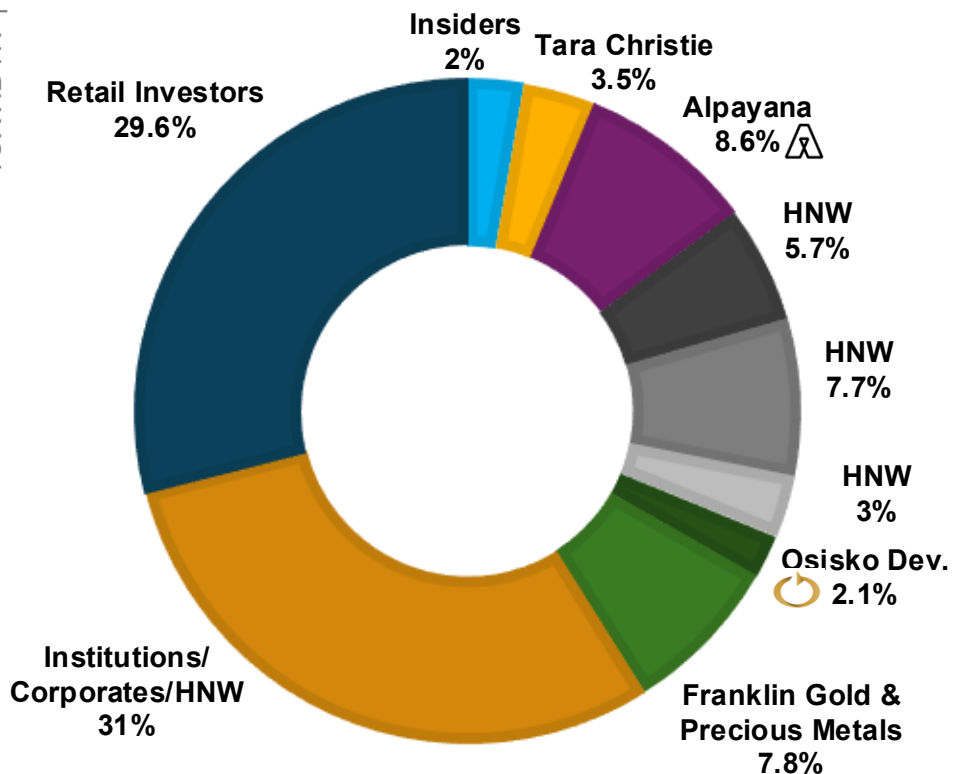
~25 oz. Au

Equivalent



CAPITAL STRUCTURE

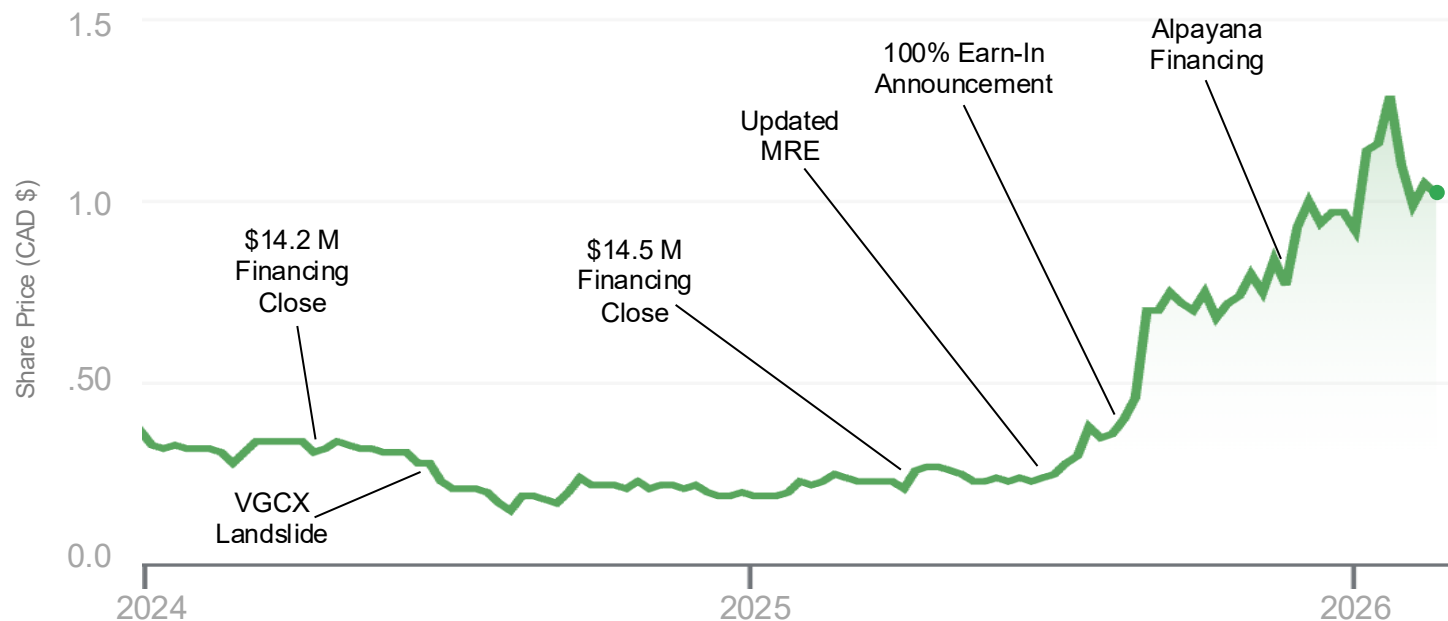
SHAREHOLDER OWNERSHIP



■ Insiders & Management
■ CEO - Tara Christie
→ Total Insiders 5%

NOTE: VGCX no longer owns any shares of Banyan

MARKET CAPITALIZATION	Current Price	\$1.55	52 Week High/Low	\$1.59/\$0.21
	Shares Outstanding	416 M	Market Capitalization	~ \$640 M
	Fully Diluted	448 M	Cash (Nov 2025)	\$38.8 M
	Options Outstanding	32 M	Warrants	None
	Avg Consolidated Daily Trade Volume	1.4 M	Leverage to ~20 oz of Au per 1000 shares	





Richard Gray
Cormark
Price target \$3.50



Don Blyth
Paradigm
Price Target \$2.00



Simon Wildsmith
Canaccord
Price Target \$2.50

COVERAGE

Analysts ↑ News Writers/Influencers*



Rick Rule



Brien Lundin



Jeff Clark



Larry Leopard



Nick Hodge / Gerardo del Real



Robert Sinn



Thom Calandra

**NOTE: All News Writers/
Influencers listed are also
Banyan shareholders**



Byron King



Don Durret

FINANCINGS

Announced April 20, 2026

\$46.5 Million

- \$29.7 M FT at \$1.92
- \$16.8 M at \$1.40

October 2025

\$31.4 M - Alpayana

- \$23 M FT at \$0.97
- \$8.4 M at \$0.70



Michael Gray
Agentis

Prospect Coverage

ANALYST COVERAGE

PLEASE SEE FULL REPORTS FOR DETAILS



Richard Gray
Cormark
Price target \$3.50

“Our fully-funded, fully-diluted NAV IS C\$6.00, which is based on the estimated PEA parameters (see *Morning Note, January 13, 2026*), the NPV5% at a gold price of \$4,000/oz, and the assumption that Banyan will ultimately need to finance 30% of the capex with equity (as we do with many of our developers under coverage). We note that our unfunded, undiluted NAV (i.e. the takeout NAV) would be closer to C\$9.90.”



Don Blyth
Paradigm
Price Target \$2.00

“Banyan offers [something Snowline does not:] a credible pathway to earlier cash flow given their far superior road access, logistics and development optionality...remain the most attractively priced, development-ready opportunities in the region, with valuation torque that meaningfully outpaces the rest of the peer group.”



Simon Wildsmith
Canaccord
Price Target \$2.50

“We note the company’s strategy to delineate a mine plan including ~5Moz of >1g/t material in the form of starter pits, and our model is in line with this view. We model a 35ktpd operation with average annual gold production of ~226koz for a mine life of 16 years, with cash cost of \$1,400/oz, AISC of \$1,606/oz. We see the operation potentially pouring first gold near year-end 2033.”



Michael Gray
Agentis
Prospect Coverage

“AurMac could be enormous as recognized by FNV – Proximal Bi-Te indicators inside & adjacent to the sediment-hosted Resource document a 5km “plume” of stacked, flat-lying, narrow (<10cm), auriferous veins (+/-VG)... – pointing to an intrusive source and the potential for a +10M oz giant gold system. On Feb 26/26 FNV purchased a NSR royalty on AurMac from PwC for ~C\$52m after BYN buydown – we see this as technical validation of AurMac.”

2026 STRATEGIC EXPLORATION

GRADE, SCALE & MAIDEN ECONOMICS



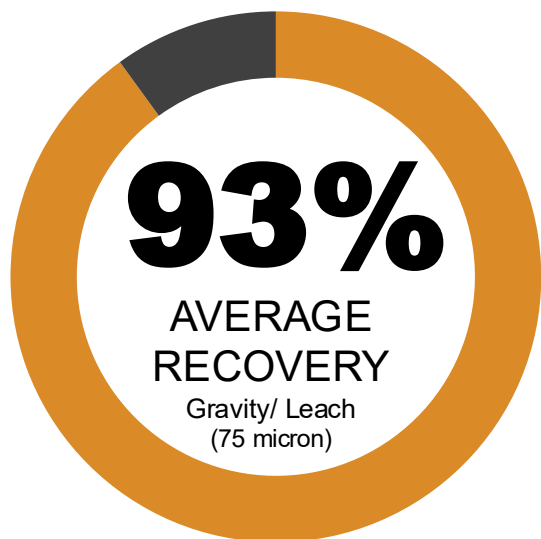
2026 CATALYSTS

- Updated MRE
- Preliminary Economic Assessment (PEA)
- Drill Results from 2025 & 2026
- M&A in district – Sale of neighbouring Eagle Mine
- 40,000 m+ Drill Program Underway - 5 Drills

METALLURGY – ROBUST RECOVERIES



TSXV:BYN | OTCQB:BYAGE



CONVENTIONAL MILL FLOW SHEETS


93% GOLD RECOVERY

• Carbon in Leach (“CIL”)/Carbon in Pulp (“CIP”) process with gravity

84% GOLD RECOVERY

(100 micron)

• Gravity and Flotation



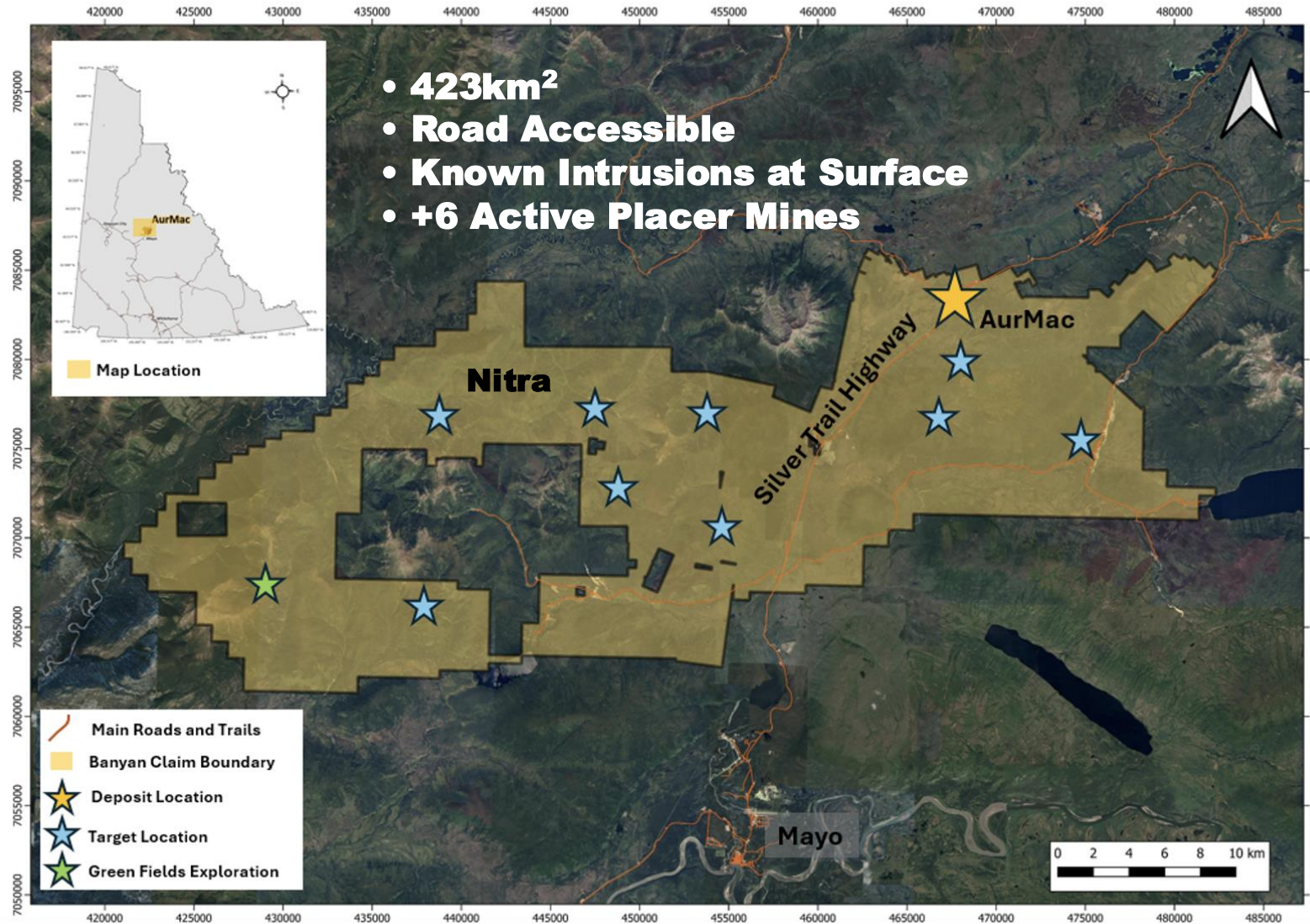
AURMAC PERMIT ADVANTAGE

	YEAR 1	YEAR 2	YEAR 3	YEAR 4	YEAR 5
PEA/PFS					
Baseline Studies					
YESAB					
Quartz Mining License					
Construction					
Water Licence					

- ✓ Existing Roads and Access
- ✓ Existing Hydroelectric Power
- ✓ No Key Wildlife Areas (No caribou)
- ✓ Existing baseline environmental data
- ✓ Settled First Nation, existing agreements

EXPLORATION UPSIDE – NITRA

Figure 1: Project Location Map for Banyan's AurMac and Nitra projects.



Nitra Zone - 100% Owned

High Priority Targets Identified

Placer Mining
Lidar/Structural Analysis
Soil anomalies— Au-As
Z-Tem Survey

"And they're off! Banyan kicks off 2026 drill program at AurMac. Already fully funded and will cover a whopping 40,000m, one of the more aggressive campaigns you'll see in one season. See map and why I have not taken profits." - Jeff Clark, The Gold Advisor

HYLAND GOLD PROJECT

UPDATED MRE - 2025



TSXV:BYN | OTCQB:BYAGF

Cutoff (AuEq g/t)	Tonnes	Au		Ag		AuEq	
		Grade (g/t)	Ozs	Grade (g/t)	Ozs	Grade (g/t)	Ozs
Indicated							
0.5	11,272,000	0.93	337,000	7.27	2,634,000	1.02	368,000
Inferred							
0.5	3,865,000	0.95	118,000	6.94	863,000	1.03	128,000

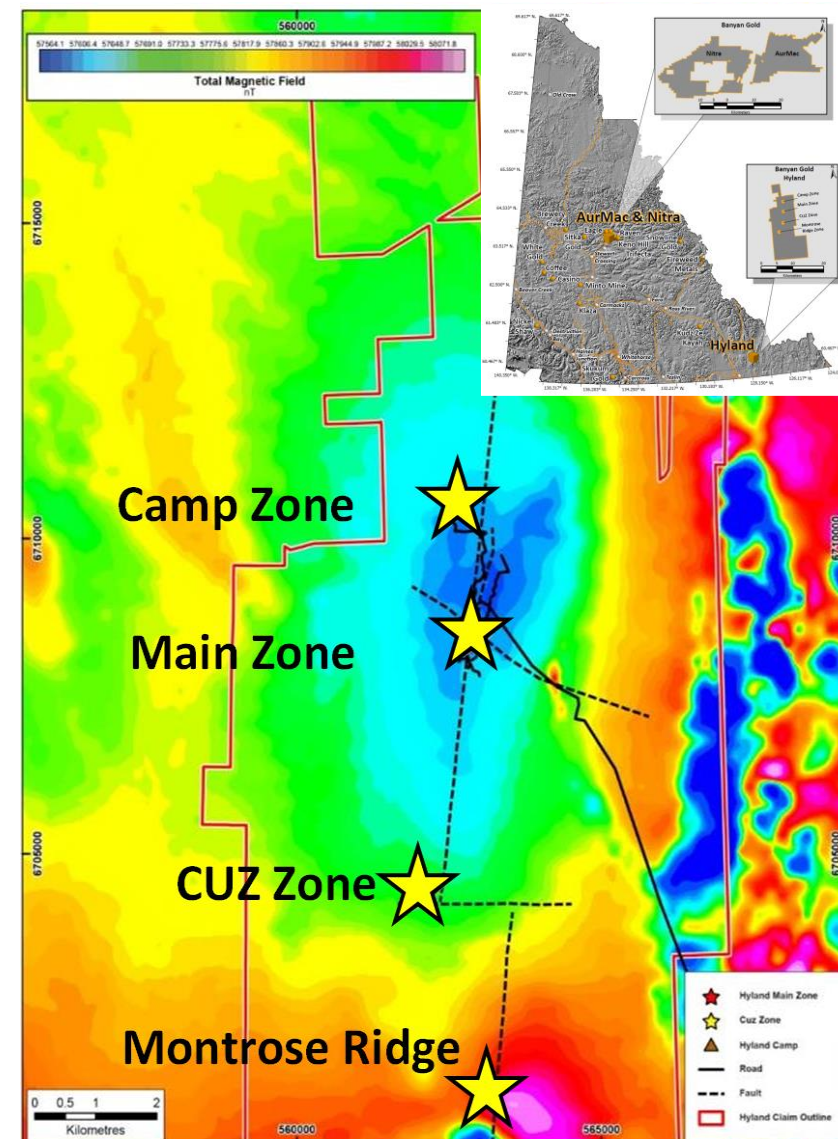
- ✓ Column leach test average oxide gold recoveries 86%
- ✓ 186 km² – underexplored – additional targets with 2.4-4.4g/t on surface
- ✓ Optionality & leverage to price of gold: Small scale heap leach to district scale and Sulphide

**Main Zone
Resource (0.5 km²)**

**Open in all directions
and at depth**

**Existing
Infrastructure**

**100%
Ownership
(Subject to Royalties)**

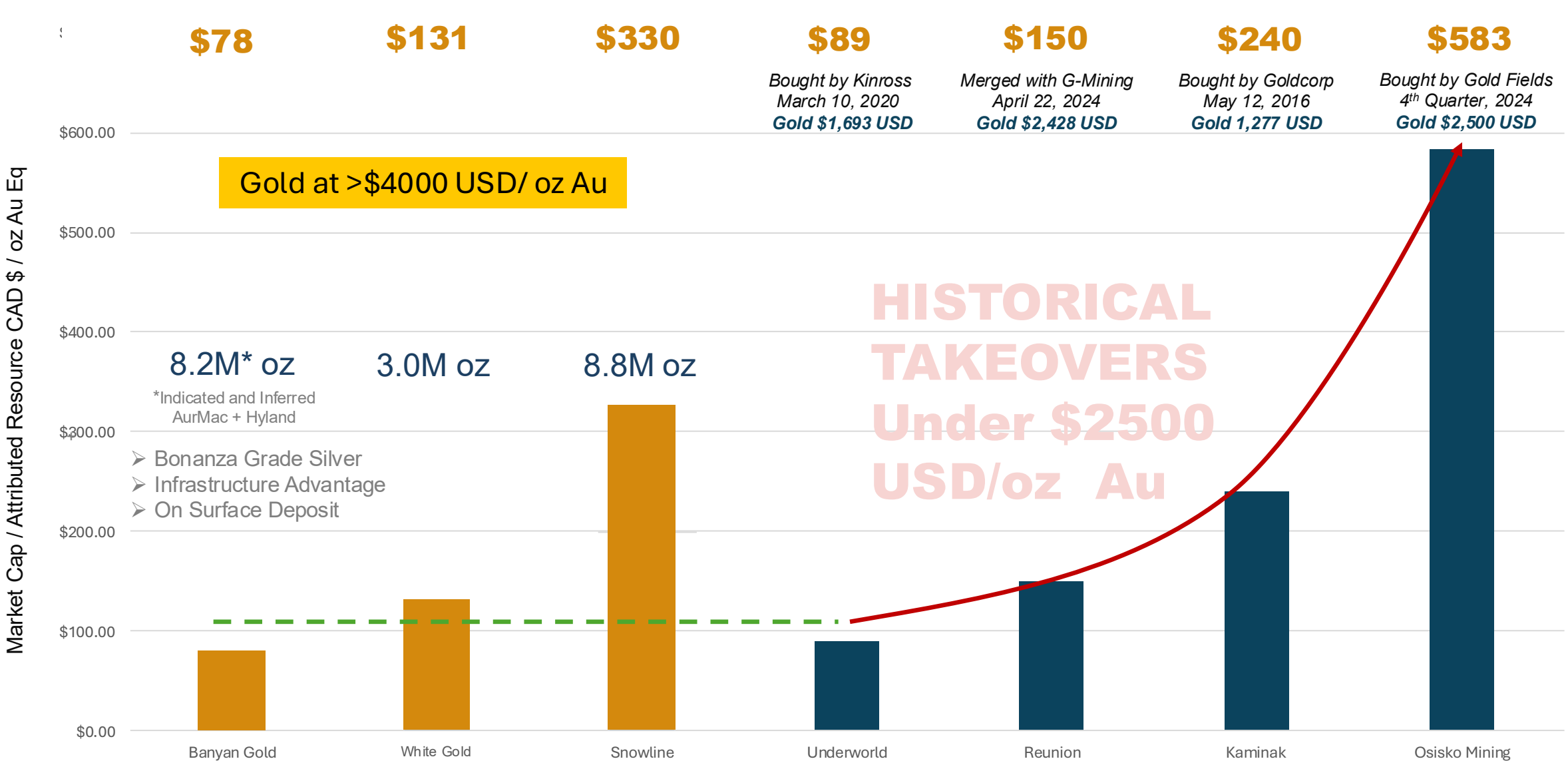


The effective date of the Hyland Mineral Resource Estimate is September 1, 2025, prepared by Allan Armitage, Ph.D., P.Geo., with base case of 0.5 g/t AuEq, \$2,400/oz and a silver price of \$28/oz and using the pseudoflow optimization method in Whittle 2022. 43-101 technical report filed on SEDAR+ October 27, 2025. Pit optimization considers a gold recovery of 92% and silver recovery of 70%. The pit optimization and base case cut-off grade also considers a mining cost of US\$2.40/t mined, pit slope of 55° degrees, and processing, treatment, refining, G&A and transportation cost of USD\$19.50/t of mineralized material.

GOLD EXPLORERS – MARKET VALUE PER OUNCE (USD)



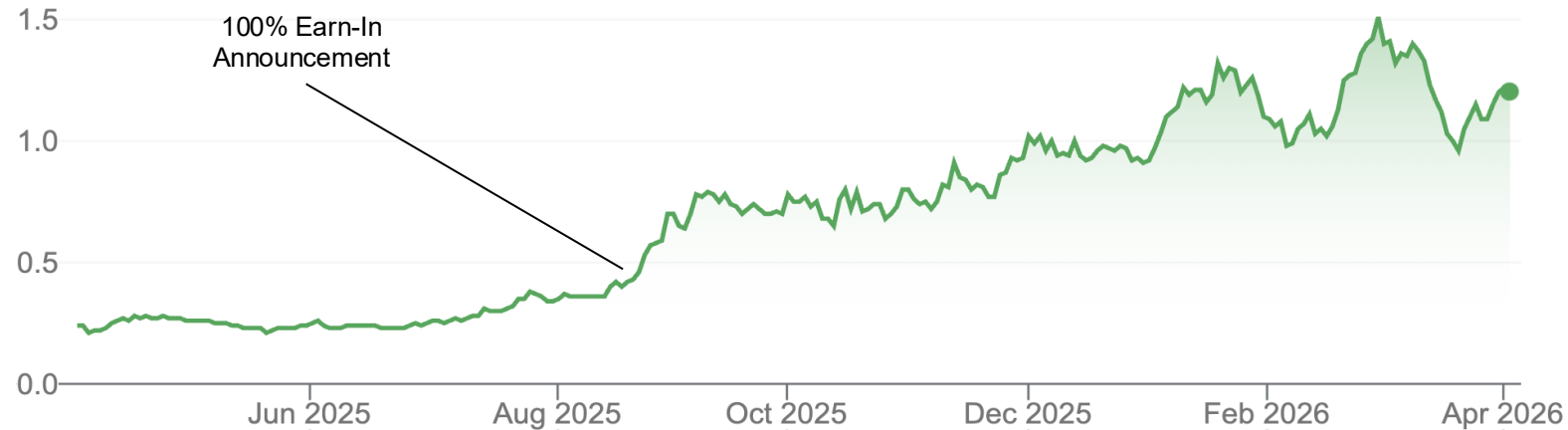
TSXV:BYN | OTCQB:BYAGF



WHY THE VALUATION GAP EXISTS

- **LEGACY OVERHANG (NOW CLEARED)** | Market still reflects 2024 Yukon sentiment and prior ownership complexity

→ **Now: Project 100% owned; shareholder base reset not priced in**



- **JURISDICTION MISPRICING** | Yukon perceived as higher risk than reality
→ **Established infrastructure + strong permitting track record**
- **ECONOMICS UNDERAPPRECIATED** | “Low grade” narrative dominates
→ **Growing gold resource + favourable strip ratio + infrastructure**
- **EXPLORATION UPSIDE IGNORED** | Minimal value for scale and district potential
→ **Gold + silver optionality across a large, underexplored system**
- **BUILDABILITY DISCOUNT** | Infrastructure advantages not reflected in valuation
→ **Should command premium EV/oz. vs peers**

VALUATION DISCONNECT

- Peers trading at \$50-\$120/oz USD vs Banyan at < \$40 USD
- Compelling entry point into a proven, scalable asset
- Positioned to continue re-rating as key milestones are delivered

THE RE-RATING STORY IS JUST BEGINNING

VALUE CREATION IN 2026: CLOSING THE VALUATION GAP

➤ FULLY FUNDED THROUGH 2027 + 40,000M DRILL PROGRAM

High-impact drilling focused on grade optimization, resource growth, and regional upside.

➤ 2026 VALUE INFLECTION: UPDATED RESOURCE ESTIMATE (Q2) + MAIDEN PEA (H2)

Key milestones to enhance peer comparability and clearly demonstrate project economics.

➤ STRENGTHENED MANAGEMENT & TECHNICAL TEAM

Expanded leadership and technical depth to accelerate execution and de-risk development.

➤ ONGOING DISCOVERY & GROWTH POTENTIAL

Expansion of high-grade gold zones and emerging high-grade silver upside.

➤ STRATEGIC VALIDATION & SECTOR MOMENTUM

Strategic support from Alypayana and Franco-Nevada, alongside increasing M&A activity and capital inflows into precious metals.

VALUATION DISCONNECT

➤ Peers trading at \$50-\$120/oz USD vs Banyan at < \$40 USD

➤ Compelling entry point into a proven, scalable asset

➤ Positioned to continue re-rating as key milestones are delivered

THE RE-RATING STORY IS JUST BEGINNING

AURMAC vs. SELECT OP GOLD PROJECTS N. AMERICA

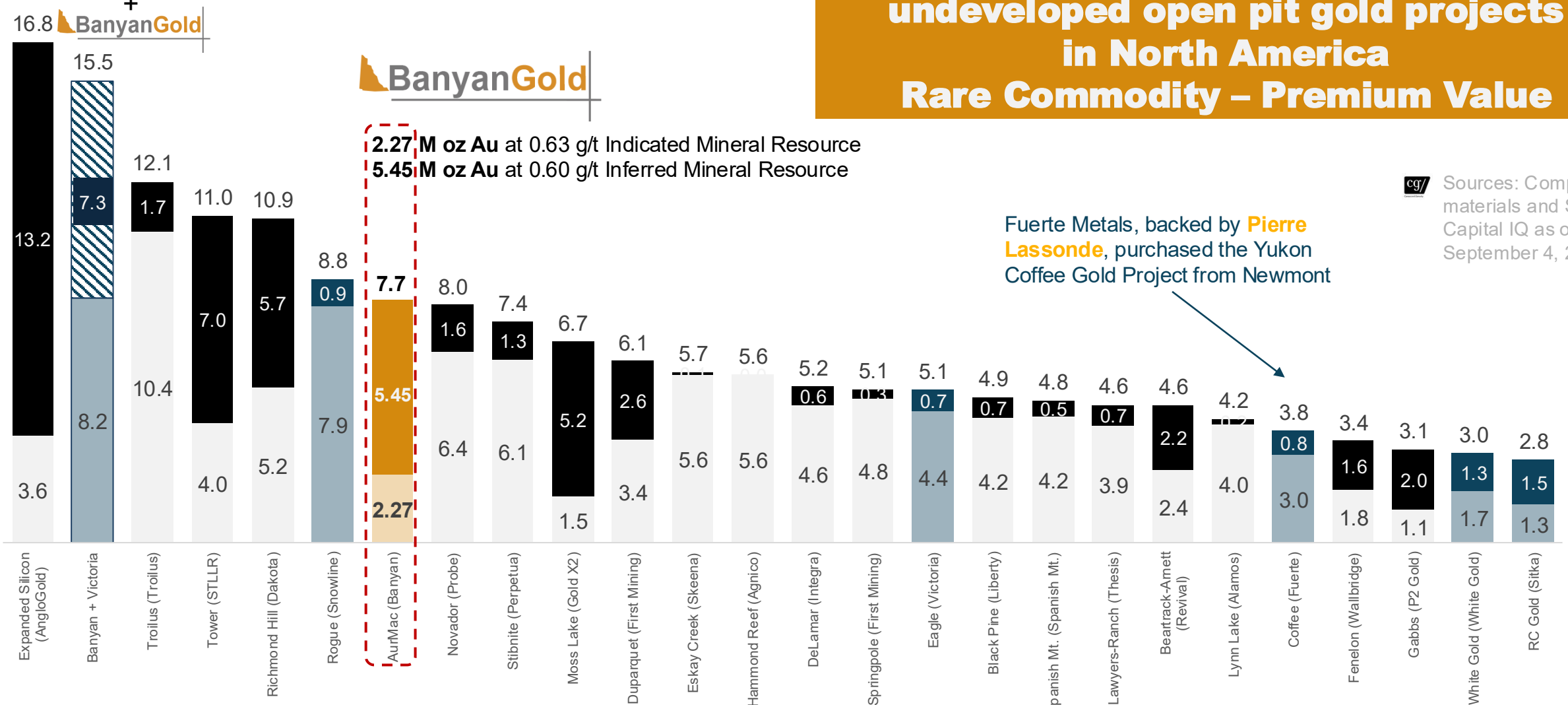


TSXV:BYN | OTCQB:BYAGF

Total Resource (MMoz AuEq)

AurMac is one of the largest undeveloped open pit gold projects in North America
Rare Commodity – Premium Value

Potential with Regional Consolidation - Eagle & Raven +



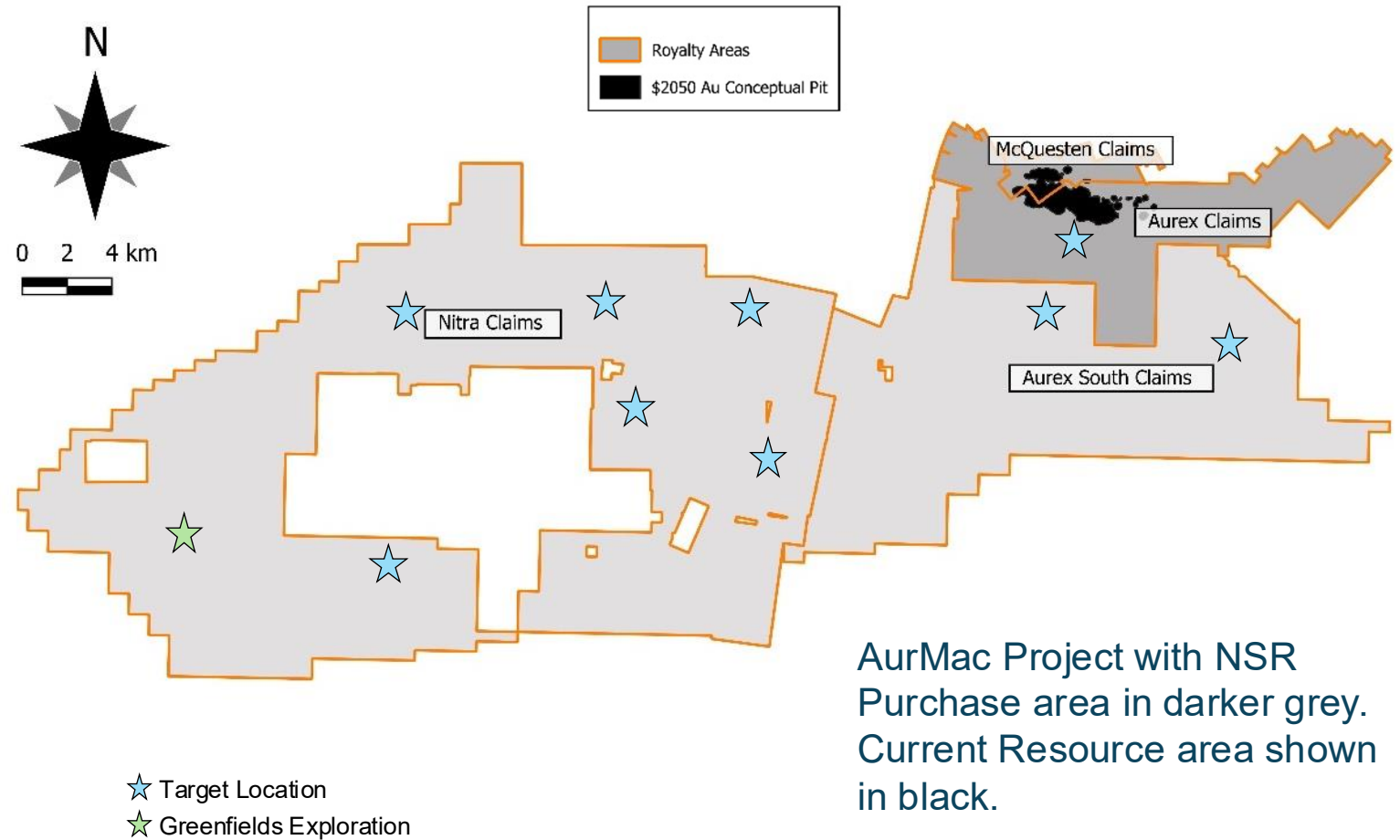
Sources: Company materials and S&P Capital IQ as of September 4, 2025

Franco Nevada **NSR PURCHASE FOR \$52.2M CAD**

The \$52.2 million covers a 6% NSR originally issued to Victoria Gold Corp, with an option to reduce it to 1% for \$10 million.

STRATEGIC IMPACT:
Validation of the Project's Quality & Value

1% Royalty = \$42M
Gives an Implied Value = \$4.2B



AurMac Project with NSR Purchase area in darker grey. Current Resource area shown in black.

LEADERSHIP – BUILDING THE RIGHT TEAM

MANAGEMENT TEAM



Tara Christie
MSc, P.Eng
President & CEO



David Rutt
CMA, CPA
Chief Financial Officer



Kai Woloshyn
BSc
VP Project Development



Jasmine Sangria
MBA
VP Corporate Communications



Duncan MacKay
MSc, P.Geo
VP Exploration



Patrick Langlois
MBA, CFA
VP Strategy & Corp. Development



Tanuja Skerlec
VP Corporate Affairs



Allison Rippin Armstrong
Senior Sustainability
Manager



Keagan Parry
MSc
Senior Project Geologist



Kate Hudek
BSc, P.Geo
Database Manager



Jason McLaughlin
BSc
Project Manager



Marc Pinsonnault
BSc
Operations Manager



Hannah Cavallin
MSc, P.Geo
Senior Project Geologist



Liana Starried
MSc, P.Geo
Special Projects Geologist

LEADERSHIP – RECORD OF VALUE CREATION

BOARD OF DIRECTORS



Tara Christie
MSc, P.Eng
President

Marc Blythe
P.Eng
Chair

Steve Burtleton
MBA, CFA
Director

Hayley Halsall-Whitney
MSc, MBA, P.Eng
Director

David Reid
LLB
Director

ESG	●	●	●	●	●
Yukon Experience	●	●			●
Geology	●	●		●	
Mining	●	●	●	●	●
Permitting	●	●		●	●
M&A		●	●		
Capital Markets	●	●	●		●

Corporate/ Institutional Experience

Newmont, Western Copper & Gold, Klondike Gold

Silver North, Newcrest, Nevsun

Talisker, Angus Gold, GT Gold, Scotia Capital

Wesdome, Newmont, West Red Lake Gold Mines

Far West Mining (Capstone)

ADVISORS



Henry Marsden
MSc
Advisor

Jason Neal
BBA
Advisor

Brad Thrall
BSc, MBA
Advisor

John Robbins
BSc.
Advisor

ESG		●			●
Yukon Experience	●		●		●
Geology	●				●
Mining	●		●		●
Permitting				●	●
M&A	●		●		●
Capital Markets				●	●

Yamana, Newcrest

G Mining Ventures, TMAC, BMO

Alexco Barrick Goldcorp

Great Bear, Kaminak, Discovery Group

GIVING BACK

*Every Student,
Every Day*

**OVER
\$3 MILLION
FUNDED**

To projects that address student attendance in Mayo and across the Yukon, since 2012

\$126K
to JV Clarke School, Mayo



STRONG COMMITMENT TO COMMUNITY AND RESPONSIBLE GROWTH

YUKON GEOSCIENCE AWARD



for contributing toward the development of healthier communities and protecting the natural environment

ENVIRONMENTAL RESPECT

Minimize roads and trails – winter work
Baseline Surveys – 3 years
Robust Permit to May 2028
Powerlines – Hydro dam

COMMUNITY INVOLVEMENT

First Nation of Na-Cho Nyak Dun
Engagement
NNDDC – Development Corporation

SOCIAL RESPONSIBILITY

Training
Safety
Local Employees



INAUGURAL MOU SIGNED BY FNNND AND NEIGHBOURING SNOWLINE GOLD, JAN. 2026

YUKON CONTEXT: NEW GOVERNMENT

Currie Dixon, Premier,
Minister of the Executive
Council Office and the
Minister of Finance.

Wade Istchenko, Minister of
Environment.

Scott Kent, Minister of
Education and Minister
Responsible for the Yukon
Housing Corporation.

Ted Laking, Minister of
Energy, Mines and
Resources, Minister
Responsible for the Yukon
Development Corporation
and Minister Responsible for
the Yukon Energy
Corporation.



Yukon Election November 3
Swearing in Nov 22



TSXV:BYN | OTCQB:BYAGF

WHY BANYAN WHY NOW

Banyan's Value Creation Strategy has positioned us for **\$4,000+ Gold** & **\$50+ Silver** price

RESOURCE GROWTH OF **800%** IN 3.5 YEARS

CLEAR PATH TO RE-RATING

CATALYSTS THROUGH 2026

- Active 40,000m + Drill Program
- High-Grade **Silver Zone**
- M&A Momentum, including potential sale of Eagle Gold Mine
- **2026 Resource Update (MRE)**
- **Maiden PEA (H2 2026)**



TSX
Venture**50**.
2026

NEW BASIS FOR VALUATION

\$52.2M

Franco-Nevada Purchase Price

Franco – Nevada acquires 6% AurMac royalty (Feb 2026),
reducible to 1% for \$10M



 **BanyanGold**

Banyan Gold is committed to environmental stewardship, sustainable development, advancing the principles of reconciliation, and shared generational prosperity for First Nations and communities.

For More Info Contact: info@banyangold.com

Or Visit: www.banyangold.com

Tara Christie
President & CEO
tchristie@banyangold.com
(888) 629-0444

Jasmine Sangria
VP Corporate Communications
jsangria@banyangold.com
604 312 5610

